



ICC Development
Program




What is Cricket?



Aim of Cricket


Batter

The batter scores runs by hitting the ball and running between the wickets, or by hitting the ball to the boundaries of the ground.



Bowler

The bowler 'bowls' the ball over arm towards the batter, with the aim to get the batter out. The ways to get a batter out are described on the back page. Each fielder has the chance to be the bowler.




Fielders

The aim of the fielders is to limit the batter's runs and to get the batter out by catching the ball after it has been hit with the bat, or by hitting the wickets with the ball if the batters are running between the wickets.




Wicketkeeper

The fielder who stands behind the wicket and stops the ball if the batter misses it, or catches the ball without it bouncing after it has been hit by the batter with the bat.



This is Cricket

Cricket is a game played by two teams with 11 players on each team. It is played on a large oval with a rectangular pitch in the middle with wickets at each end. The game is split into two halves where one team 'bats' and the other team 'fields'. One of the two batsmen faces the bowler whilst the batsman at the other end gets ready to run. The team which is batting initially sends out two batters, one to stand in front of each wicket. The team that is fielding positions its players around the ground to limit the batters' runs or to get the batter out. One of the fielders is the wicketkeeper and one fielder is the bowler, each fielder can take a turn at bowling.




When a batter is out, the next batter gets the opportunity to bat and this continues until there are no more batters left. At this point the team is now said to be 'all out'. The teams, after a break, now swap and the batters become the fielders and the fielders now become the batters. In order to win the match, the new batters need to get more runs than the opposition.



Batting Team


Running between the wickets

A run is when both batters run to the wicket at the opposite end of the pitch so there is a batter at each end of the pitch.



Scoring a boundary

Scoring a boundary is when the ball crosses the boundary line of the ground before the fielders stop the ball.



Six runs

If the ball crosses the boundary without touching the ground this counts as six runs.



Four runs

If the ball crosses the boundary but has first touched the ground before doing so this counts as four runs.




Bowling Team

There are five main ways that the fielding team can get the batter 'OUT'



Bowled

The bowler bowls the ball and it hits the wicket.



Caught

The batter hits the ball and a fielder catches it without it bouncing.



Leg Before Wicket (LBW)

The ball, without first hitting the bat, hits the batter's leg directly in front of the wicket and then would have hit the wickets.



Run-out

The batter attempts a run but a fielder manages to hit the wicket with the ball before the batter can get back to the batting crease.



Stumped

The batter moves forward away from the wicket to hit the ball, misses and the wicketkeeper knocks the bails off the wicket with the ball before the batter gets back to the batting crease.

Glossary

Pitch


The strip (usually grass, concrete or synthetic) It is approximately 20 meters in length and the wickets are placed at each end.

Wicket

The three poles / stumps at each end of the pitch which the batter defends. The stumps are approximately 70 cm high and have two bails on top.

Crease

The line going across the pitch in front of each wicket where the batters stand. If the batter is not behind the crease he/she can be stumped or run out.



Illustrations by kind permission of the England and Wales Cricket Board

International Cricket Council (ICC)
Al Thuraya Tower 1
Dubai Media City
PO Box 500070
Dubai, United Arab Emirates
+971 (0) 4 368 8088
www.icc-cricket.com
E-mail: dev@icc-cricket.com

 ICC Development
Program